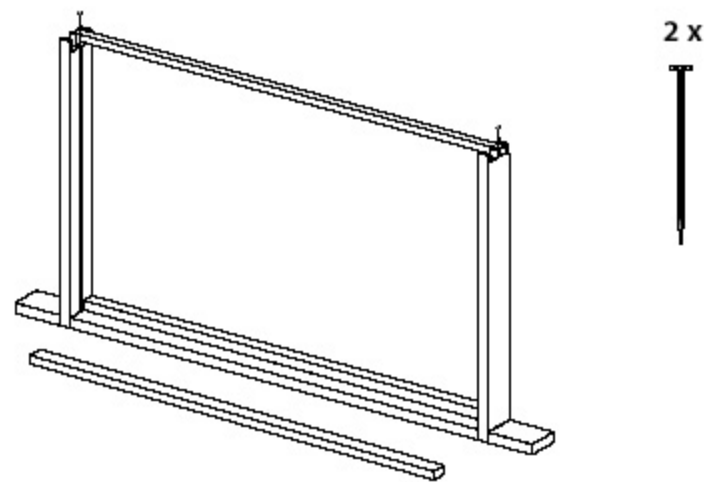
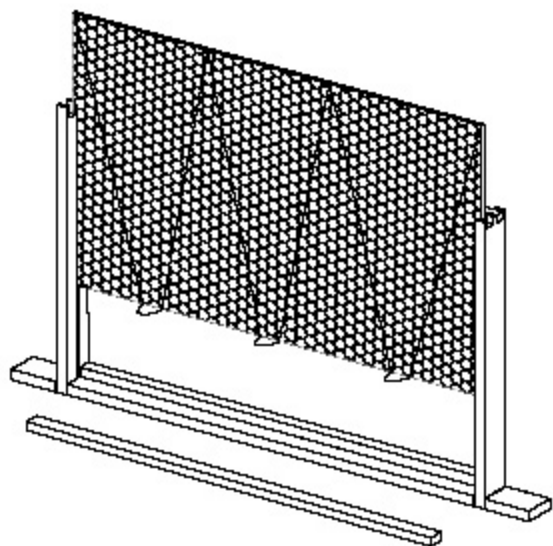


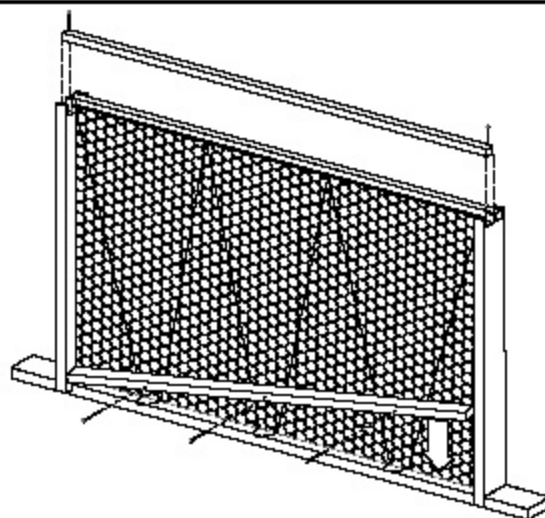
**1** Break out wedge strip from Top bar & retain. Slot side bars onto top bar as shown, with groove to inside. Nail in place as indicated with 2 x 19mm black Gimp pins



**2** Place first bottom rail in position as shown and nail in place as indicated with 2 x 19mm black Gimp pins.



**3** Carefully slide wax insert into side grooves until wire loops rest on Top bar.



**4** Press wedge strip (from step 1) between side rails, down onto wire loops as shown and nail into rear of top rail with 3 x 19mm black Gimp pins as shown. Fit second bottom rail and nail in place as indicated with 2 x 19mm black Gimp pins.